

"Preserving the art"



Buckhorn Area  
Quilters' Guild

Winter  
2019 - 2020



### President's Message

Are you someone with just one or two needlework projects in progress which you like to complete before starting something new? Or are you someone who has a growing pile of UFOs because you saw another pattern that you just had to start? Wherever you fit you have had opportunities this fall to make a cushion cover, a table runner, practice new sashing options and buy yet another new ruler to make that perfect quilt. Now add to that more than 90 Christmas place mats made by members for distribution to local community agencies! It has been a busy fall of sewing. Please continue to support our Program Committee by signing up for in-house workshops and the speakers who are brought in. You can't beat the price!

From all the Executive we wish you a very Merry Christmas season and all the best for a New Year of stitching.

Sue Dundas

### Presidents Challenge "Preserving the Art"

A reminder about this year's challenge: a small quilt, no larger than 64" in circumference, completed entirely by hand. Whether you prefer applique, embroidery, or hand piecing there is a place for you. The piece should include the top, batting, and backing. The quilts will be presented at our June 2020 meeting and included in the 2020 Show.

### Quarry Workshop

Carla Alexiuk, of Quilting by the River, is an energetic teacher and presenter who says she's not a salesperson but still convinced many of us in her class to make a number of purchases! As a Studio 180 instructor she showed us how to use her Tucker Trimmer techniques to piece blocks with (almost) no points lost. You can see pictures from the workshop on Instagram at #quiltingbytheriver.



### Halloween Meeting

Carla's trunk show at the November meeting was well received, and if you have purchased a Studio 180 ruler and need any instructions to use it to its fullest Joanne Misener is our own "in house" expert. Members who attended the October meeting in costume were eligible for a draw prize and Georgie Morden was the lucky winner of Fat Quarters from 'From the Heart Quilt Shop'. What a surprise to see Marge Simpson in attendance for that meeting too.



### Canadian Quilters Association (CQA)

**Regional Rep Linda Lake** joined our November meeting to give an overview of CQA and to highlight activities that may be of interest to our members.

There are numerous 2020 challenges that members and non-members can enter including the TrendTex Challenge, Quilted Postcard Challenge and Try a Triad Challenge, for information on these and other activities go to the CQA website: <https://canadianquilter.com/quilt-canada-2020/>

Quilt Canada 2020 will be held in Edmonton, but the 2021 Show will be back in Ontario, June 16-19, at the International Centre, Mississauga.

Thanks to Linda Lake for the donation of gifts for our draws that included Canadian Quilter magazines and a fat quarter bundle. We were happy to have Linda stay and join us for our always successful Christmas Pot Luck Lunch.

### Christmas Lunch

First, thanks to everyone who brought in items or made cash donations to support the Christmas Food Hampers. Yettie spearheads this for our guild each year and there was great support this year as always.

For many of us this may be the first event of the Christmas feasting season! Christmas sweaters were found, tables were decorated, crockpots were filled and once again we had tables full of hot and cold dishes followed by excellent desserts. Someone suggested that we may need to be sharing our recipes which could then be included in our newsletters!

Sue Dundas



## Welcome to all of our new Guild members!

I remember when I was the newbie and trying to figure out how everything works. Especially the Wednesday Sewing. Is this mandatory? No, it's not, but I suggest you give it a try. What do we do, what can I do? My work is not very traditional so hard to bring along but I have found it the perfect time to bind a quilt, cut a new project, hand stitching and swapping books with others with similar interests. So, I invite you to join in the fun!

### WEDNESDAY SEWING CIRCLE

#### WHAT IS THIS ALL ABOUT?

The final Wednesday of the month is the Guild's General Meeting and all other Wednesdays are open for sewing and socializing. The Hall is open from 9 a.m. to noon, coffee, tea and sometimes snacks are available, and all for the cost of \$3.00.

#### WHAT DO I BRING?

The answer is simple – whatever you want. Cutting boards, cutters, irons and ironing boards are available to be used, and there is usually a quilt frame up for hand quilters. The kitchen counters are a great height for cutting and there is lots of room if you want to bring a sewing machine. And you have access to the library, a great resource if you are looking for a new project or idea.

We usually have people binding quilts, getting help with a technique or colour selection, hand embroidery, cross stitch, knitting – I think you get the idea. And of course, there is a lot of chatter and laughter, sometimes tears, shopping and days-out planned, books exchanged, meetings held and whatever else you can imagine. Some people go out to lunch afterwards, but that is your choice.

#### MY EXPERIENCE

When I first joined the Guild, I was also new to the area. Wednesday Sewing was an opportunity to get to know other members on a more casual basis and to learn more about the committees and other special activities. This made it easier and more comfortable when deciding to get involved in guild activities. I am my mother's care giver and Wednesday has become my one day of the week that I have to myself. Sometimes I stitch or cut or just chat over a cup of tea; I like to join in for a lunch out and sometimes a shopping expedition. I have made new friends, have watched projects come to life and shared tips and techniques when possible. Come and find out for yourself.

Joanne Misener

**Christmas Lunch Pics** - Each member received a Christmas craft project at the November luncheon. It can be used as a doorknob hanger, or it can be made into a pretty pillow. Thanks to Judy Darke for the craft.





## QUILTING AT THE LAKES – 2020

**DATES:** Friday, Sept. 12<sup>th</sup> and Saturday, Sept. 13<sup>th</sup>  
**HOURS:** 10:00 a.m. to 5:00 p.m. daily      **COST:** \$6.00  
**SET-UP:** 3 days prior to opening  
**TAKE DOWN:** Sunday, 10 a.m. to 12 noon. Quilt pick-up will begin at 12 noon – no earlier  
**FEATURE QUILTER:** Kathy Wylie  
**CHARITY:** Student Nutrition Programs being operated at local area schools:  
 Lakefield, Buckhorn, Curve Lake, Ennismore, Chemong

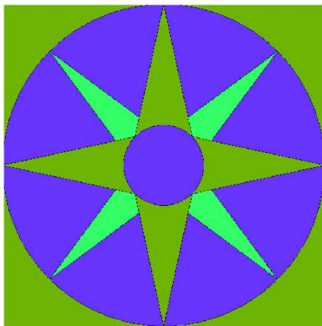
### 2020 SHOW COMMITTEE MEMBERS:

The current Show Committee members are as follows:


|                 |                   |                |                           |
|-----------------|-------------------|----------------|---------------------------|
| Maureen Pickett | Chair             | Johanna Genge  | Publicity                 |
| Chris Goedhuis  | Vendors           | Pat Burns      | Vendors (Shadow)          |
| Nan Ross        | Boutique          | Mary Killen    | Boutique / Quilting       |
| Grace Harrison  | Quilting (Shadow) | Chris Bullock  | Boutique (Shadow)         |
| Yettie Ireland  | Treasurer         | Sue Sisson     | Registration / Admissions |
| Brenda Higgins  | Set-Up            | Loren Morrison | Set-Up                    |
| Linda Black     | Kitchen           | Joanne Misener | Volunteers / Secretary    |
| Cynthia Guerin  | Feature Quilter   | Anne Stoner    | Feature Quilter           |
| Kathy McAdam    | Toonie Table      |                |                           |

### Name the Block


When I began learning to quilt, little did I know I would soon be learning a whole new “quilt” vocabulary! Like fat quarters, stitch in the ditch, stash, jelly roll, UFO... And what about all the quilt block designs! Test your skill in naming the blocks below. The answers are on the last page. No peaking!!




#1



#2



#3



#4

### Christmas Lunch - Lakehurst



### Program for 2019-2020 Guild Year

|               |   |  |
|---------------|---|--|
| January 29th  | Round Robin Demos   | Border Treatments                        |
| February 26th | Individual guild members                                    | Projects made from books in our Library  |
| March 25th    | Cathy Clarke, Laura Hennebury<br>Toronto Modern Quilt Guild | Colour, Form and use of Space in a Quilt |
| April 29th    | Scrappy Gal Quilt Company                                   | "Confessions of a Scrapaholic"           |
| May 27th      | Bethany Garner<br><b>Lakehurst Hall</b>                     | "My Journey to Art Quilts"               |
| June 24th     | Catered Luncheon<br><b>Lakehurst Hall</b>                   | Mystery Quilter?                         |

### Workshops for 2020

| Date                | Topic   | Presenter                 | Location       |
|---------------------|---|---------------------------|----------------|
| May 7 <sup>th</sup> | Gelli Printing <b>\$40.00</b>   | Joanne Misener            | Lakehurst Hall |
| April 30th          | "Grandma's Stars" an original pattern <b>\$45.00</b>  | Scrappy Gal Quilt Company | Lakehurst Hall |
| May 26th            | Creative Design in Patchwork use fabric made in workshop with Joanne Misener <b>\$45.00</b> | Bethany Garner            | Lakehurst Hall |

Program/ workshops: There are no scheduled workshops in January, February, and March due to the uncertainty of the weather conditions.

January Program - 4 mini workshops on the theme of adding borders to your quilts.

February Program - We have some fun game activities for you with prizes to be won.

March Program – there will be 2 guests from the Toronto Modern Quilt Guild with a Trunk Show.

Note: There will be a Quilt-As-You-Go Sampler done over 5 months taught by Judy Darke. This has filled up with a waiting list. Dates and cost to be determined.

Block of the Month will run from October to June on our website. 9 blocks.

A possible workshop in September or October 2020 to teach how to set quilt blocks on point.

### **Helping Hands – Wednesday, January 22<sup>nd</sup>**

The Show Committee is going to hold a work session at Wednesday Sewing on January 22<sup>nd</sup>, 2020. We have some more sheeting to be cut, hemmed and pressed. These will be replacement sheets for the worn ones that hang on the rods used at our quilt show.

We will need 5 people to volunteer to bring their sewing machines and do the sewing. If you are willing to do this, please let either Maureen Pickett or Joanne Misener know.

We will also need helping hands to cut and press. Hope to see everyone out for this day. All help is appreciated.

Joanne



Gelli Printing workshop  
By Joanne Misener - May 7<sup>th</sup>  
Sign up begins in January

## STEP UP AND LEND A HAND!

It is becoming more of a challenge to get volunteers to open on Sewing Wednesdays and this should not be the case. There are 52 weeks in the year and we now have 100+ members. That means if everyone covered one week, you wouldn't be doing it again for another year. Now, the reality is that the average number of attendees ranges from 20 to 35, so that means 2 Wednesdays a year. ***So why is this not happening?***

There is a core group that have been taking on this responsibility for the past 2+ years. This needs to change. I am going to explain what this entails and trust that the information will make it easier to help out. I do recognize that we have some members who have physical challenges that makes opening difficult, but these are the people who usually lend a hand moving tables and chairs, getting everything ready for members. At the end of the morning what about lending a helping hand in getting coffee pots drained, and everything put away. This help is important and I thank you for that. So, here is the process.

1. Sign up and pick up the keys at the end of the previous meeting. Find out if any supplies are needed for the next week. You will be reimbursed.
2. Arrive and park at the back and unlock the back door. Make sure the lock is off.
3. In the winter, turn the heat up – thermostat is on the right wall just before the entrance to the kitchen. *Remember to turn it down before leaving.*
4. Head to the front door, unlock the door with the Allen key (on the railing) and turn on all the lights. Light for the kitchen is behind the door into the kitchen.
5. Get the 2 bins from the upper right-hand cupboards. These hold the coffee, tea, filters, sugar, etc.
6. Make the coffee in the large urn – base needs on recent numbers. Fill the urn at the sink, insert the stand, and then add the filled coffee basket (lined with 2/3 filters) and *then plug in*. The pot comes on as soon as it is plugged in. There is an instruction sheet for quantities in the supply bin.
7. Then make flavoured coffee in one of the smaller coffee pots. The black machine uses a V-shaped filter.
8. Then move on to the tea by filling 2 kettles and plugging them in.
9. On the centre table set out cream and sugar, and a plate with a couple of t-spoons and any cookies if they are there. Milk, teabags, sugar, and another plate with t-spoons goes on the counter with the kettles.
10. During the morning check to see if an additional small pot is needed.
11. Check the sign-up sheet and make sure that the next week is covered. If not, call for someone to sign up.
12. Before closing up reverse the process. Usually someone leaving thru the front door will lock it and turn off the lights. Ask the person with the key to lock the back door before leaving. Remember the thermostat. You are done!

As you can see, this is not rocket science! And I am more than happy to meet you on a Wednesday a.m. and guide you through the process – just ask.

### Some Personal Observations

When I suggest that someone help out, I hear lots of excuses. I think I've just solved the "I don't know what to do" issue. So, lets talk about time. I have a 25-minute drive from home to the hall, so I leave home when I am opening at 8 a.m. I am NOT a morning person, but I do my share. I am not a coffee drinker, but I make coffee. If you don't like the coffee I make, then step up. All of you who arrive early and help setting up tables and chairs, your help is greatly appreciated.

I would like to thank those members who routinely open up: Chris Bullock, Grace Harrison, Yettie Ireland, Maureen Pickett and Irene Kennedy. They make it possible for you to enjoy a Wednesday out. Others have stepped up from time-to-time but this is the core group. So, isn't it time you got up ½ an hour early and did your part? This is **OUR** day, and its **OUR** Guild, not just mine.

Let's make Sewing Wednesdays enjoyable and equitable for all.

*Joanne Misener*



## LANCASTER BUS TRIP MARCH 22 to 28, 2020



# The Travelling Quilter



Great News!!!! The Quilt show is on again for March at a new venue as well as the vendors at Double Tree. The pick up is 7:00 a.m. at the Canadian Canoe Museum in Peterborough and Port Hope at Tim Hortons. Travelers Rest Motel in Intercourse, Pennsylvania will be our home while we are away.

The following is Included in the price for the trip.

- Coach Canada bus with Carl Rowe
- Hotel and breakfast
- 5 dinners
- Sight & Sound Theatre "Esther"
- Dutch Apple Dinner Theatre "Grumpy Old Men"
- Dinner at an Amish farm
- Step on guide for a tour of the countryside with stops
- Ticket to AQS quilt Show
- Many Quilt Stores
- Needlework and threads store
- Shopping at Kohls, Tangier Mall, Goods dept. Stores
- Intercourse and Bird-in-Hand towns to shop

The prices will be:

|        |            |
|--------|------------|
| Double | \$1,150.00 |
| Triple | \$1,050.00 |
| Single | \$1,400.00 |

A deposit of \$250.00 is required when signing up and balance by Jan. 1, 2020. I am looking forward to hearing from you to sign you up for a great trip. 705-742-3890  
Make cheques out to me and mail to:  
Heather Fraser  
#33-900 Dutton Rd  
Peterborough, On  
[hfraser10@cogco.ca](mailto:hfraser10@cogco.ca)

### **Etobicoke Quilters' Guild Presents Quilt Fever 2020 Quilt Show & Sale**

March 27 & 28 – 10 am to 5 pm  
Admission \$10.00  
Neilson Park Creative Centre  
56 Neilson Dr., Etobicoke, ON  
[www.quiltfever.ca](http://www.quiltfever.ca)

## QUILT CANADA 2019

On June 13th, 2019, 33 brave souls set out from Lakefield at 6 a.m. to attend the Quilt Canada show in Ottawa. Much like the pioneers of yester year, they had no idea of what was in store for them. However, under the care of a brave bus driver Rod, they arrived in Ottawa safe and sound with no one lost at coffee break.

After arriving at the Quilt Canada show, we were in awe at the beautiful items on display. From the east coast to the west coast we were treated to the talents of our fellow quilters.

One item that stands out in my mind is a 3-dimensional eagle that appeared to be ready to take flight. The many items are too numerous to mention individually, but of particular interest were items from our fellow Buckhorn Quilters Guild members. To find that our fellow members were recognized at a cross country show is an honour indeed.

Several of our group took in workshops, others enjoyed seeing the many vendors booths and the debit and credit cards got quite a workout. One thing I particularly enjoyed was talking to other visitors who were from down east and listening to the various things they were doing. Speaking to the other visitors and learning about their area was quite interesting.

We left Ottawa in the pouring rain, but again guided by Rod we arrived back in Lakefield tired and significantly poorer.

**creativfestival®**

On October 18, 2019, 25 of our members and friends set out from Lakefield at the early hour of 8 a.m. to attend the Creative Festival in Mississauga.

Upon arrival at the show, we had many options for workshops and demonstrations. As well, we were able to speak with many vendors some of whom were featuring new tools and techniques which they were happy to demonstrate.

When our feet gave out, there were food courts to rest our weary bones and chat with other visitors. Sometimes at a show like this it is enjoyable not only to see the displays but to engage with the vendors and other attendees.

Leaving for home in rush hour, we were very lucky not to get tied up in traffic and arrived back in Lakefield safe, sound and tired.

Chris Bullock



## 2019-2020 Guild Executive

President – Sue Dundas  
Vice President – Diana Stevenson  
Secretary – Kathy McAdam  
Treasurer – Joanne Misener  
Membership – Maureen Pickett  
Program Chair – Pat Clayton  
Library – Patricia Burns  
Sunshine – Diana Stevenson  
Kitchen – Irene Kennedy  
Comfort Quilts – Georgie Morden



## Wednesday Sewing Circle

is an integral part of our guild but depends on members opening the hall and starting the coffee. In the past year or so it seems like the same few members have been doing this and we need more members to get involved. If you enjoy Wednesday sewing, please consider taking a turn to open the hall at 8:30 and put on the coffee.

If you've never come to Wednesday morning sewing it's a great way to get to know your fellow members, share ideas and learn from each other. We each contribute \$3 towards the hall rental and coffee and, of course, take a turn opening the hall.  
Sue

Our next Guild meeting will be held on Wednesday, January 29, 2020, 9am at Hartley Hall, St. Matthew - St. Aiden's Anglican Church, Buckhorn

Thanks to all who provided articles and pictures for our newsletter. Please send info for the Spring 2020 newsletter to [baqqnews@nexicom.net](mailto:baqqnews@nexicom.net)

## Name the Block Answers

- #1 Compass Star
- #2 Fox and Geese
- #3 Cross and Crown
- #4 Pinwheels



It was 1907 and the first fully synthetic, commercially successful plastic was invented by Leo Hendrick Baekeland. Today its hard to imagine a world without plastic. It's everywhere! Including landfills and oceans. Now millions of pieces of plastic are washing up on beaches around the world. Marine animals often mistake floating pieces of plastic for food and eat them, eventually causing their death. So, what can we do to help? Rather than throw away plastic containers once their original purpose is complete why not reuse them for an even better purpose - in our sewing room!

A large plastic croissant container like this one makes a great storage solution for a quilt project. You can store everything relating to that project together including coordinating threads, the pattern, binding, all in one place. And when you want to grab that project to work on you can find it in a glance because the plastic container is clear.



Some restaurants provide take out foods in plastic containers like this one. They're ideal for storing spools of thread. You can easily find the shade you want by looking through the clear top and they stack for easy storage.



Do you have any ideas for how we can reuse plastic or any other item that normally ends up in the landfill? Share your ideas with us and we'll put them in the next newsletter.

